



Author Guidelines for Contributions to the AGILE: GIScience Series

Author One¹, Author Two², and Author Three ^{1,2}

¹ Affiliation1: Department example, University example, City, Country

² Affiliation2: Department example, University example, City, Country

Correspondence: Author Name (email address)

Abstract. These are author guidelines for full and short paper contributions to AGILE conferences published in the open access AGILE: GIScience Series by Copernicus Publications (version 1). Authors must follow these guidelines for the preparation of their contributions. The AGILE conference organisers may decide to reject contributions that do not follow these author guidelines. Please use only the styles of this template (MS title, Authors, Affiliations, Correspondence, Abstract, Normal for your text, Headings 1–3 and Caption). Figures and tables use the style Caption as the example of Fig. 1,2 and Table 1. If ORCID iDs are available, please use the iD icon  after the respective authors' surname and edit the link of the ORCID url.

Submission Type. Choose all that apply from <https://agile-gi.eu/conference-2025/call-for-papers-2025/submission-types/>

BoK Concepts. Add max. 3 level 2 subconcepts from <https://bok.eo4geo.eu/GIST>

Keywords. template, formatting, reproducible paper guidelines

1 Scope of the Author Guidelines

AGILE conference proceedings are published as volumes of the open access journal AGILE: GIScience Series (AGILE-GISS) by Copernicus Publications (<https://www.agile-giscience-series.net/>). These guidelines describe the formatting of AGILE: GIScience Series contributions and reflect the author guidelines on manuscript composition, references, mathematical notation and English guidelines specified by Copernicus Publications

(https://publications.copernicus.org/for_authors/manuscript_preparation.html). Authors of full and short papers of the AGILE: GIScience series need to follow the specified formatting guidelines.

1.1 Reproducible Paper Guidelines

The AGILE conference series supports the principles of reproducibility of computational and data-driven research. Submissions must follow the AGILE Reproducible Paper Guidelines available online at: <https://osf.io/numa5>. Detailed instructions are summarized in section 2.2 below. From 2024 on this section (called DASA) is a mandatory part of your submission. Submissions that do not contain relevant information in the DASA section will be rejected without review. You can discuss questions regarding reproducible research on the AGILE Discourse server at <https://discourse.agile-online.org/c/reproducible/5>.

1.2 Full and Short Papers

Full papers: 4000–6000 words of original and unpublished fundamental scientific research. PhD students are especially encouraged to submit full papers.

Short papers: 2000–3000 words of original and unpublished fundamental scientific research, including work in progress and strategic (industrial and governmental) submissions.

1.3 Review of Contributions

The contributions to AGILE conferences undergo a double-blind review performed by members of the scientific programme committee (see conference webpage for a full list). Full papers that pass the scientific review process undergo a review of their reproducibility

by members of the reproducibility committee. The outcome of the reproducibility review does not impact acceptance of the contribution. If papers can be at least partially reproduced, a reproducibility report will be published, and the *Reproducible AGILE* badge is added to the article's landing page on the proceedings' website. Authors are strongly encouraged to insert a plain DOI link (i.e., https://doi.org/the_doi, not a reference) to the reproducibility report in the camera-ready manuscript. Find details about the reproducibility review process at <https://osf.io/7rjpe/>.

Please **omit author names and affiliations in the first submission** to the review to assure a double-blind review. Further anonymization is left to the author(s) discretion. Names and affiliations shall be provided in the revised version once the contribution has been accepted.

1.4 Preprints

A preprint is a paper that is made available publicly via a community preprint server, e.g., [EarthArXiv](#), or institutional document repositories prior to (or simultaneous with) submission to a journal or conference. A deposition of a preprint is not considered as prior publication and will not jeopardize consideration for AGILE-GISS.

Authors must include a link/DOI to the preprint in their submission to AGILE-GISS. This allows to include communications between researchers, e.g., comments on the preprint, in the peer review process. Authors may use any license of their choice for the preprint but must retain copyright or must ensure the license is in line with the AGILE-GISS licensing. It is the author's responsibility to update the preprint with a publication reference both in the preprint (with full citation) and in the preprint server metadata (the DOI of the peer-reviewed paper), if their submission to AGILE-GISS is accepted and published.

Preprints may be cited (like other peer reviewed and non-peer-reviewed sources) accurately, clearly marked as such in the references.

2 Sections

These guidelines provide specifications for some of the typical sections of a scientific paper.

2.1 Abstract and Keywords, Submission Type, BoK Concepts

The abstract should be the first section after the title, author names, emails and affiliations. The word limit for abstracts is 250 words. Abstract has formatting of style Abstract, the term *Abstract* is formatted in Abstract, bold.

Abstracts are followed Submission Types. Please check <https://agile-gi.eu/conference-2025/call-for-papers-2025/submission-types/> and list all types that apply. The term *Submission Type* is formatted in Normal, bold.

Submission types are followed by 2-3 BoK subconcepts, described at level 2, e.g., [AM11] Network Analysis or [GC2] Spatial simulation modelling. See <https://bok.eo4geo.eu/GIST> for an interactive list of concepts. The term *BoK Concepts* is formatted in Normal, bold.

BoK Concepts are followed by 3–5 keywords that reflect the content of the paper. The term *Keywords* is formatted in Normal, bold. The section ends with a solid, black line with a width of ¾ pt.

2.2 Data and Software Availability Section

Contributions to AGILE conferences generally include a methods section as one element of the main body of the text. The methods section must include a sub-section called *Data and Software Availability*. This sub-section documents all data, software, and computational infrastructure used in computational research to support reproduction, or otherwise mentions reasons for not publishing these resources.

Details on the reproducible paper guidelines applied in the AGILE: GIScience series, a pre-submission checklist and best practice examples from the Geoinformatics domain are available online: <https://osf.io/numa5>.

We include here some literal examples that authors should adapt according to their own situation:

e.g., data/code are fully available

“The developed Open Educational Resources, including the data and code used in the provided examples and exercises, are published under a permissive CC-BY-SA 4.0 license and available at <http://...>”

e.g., data and/or code are not fully available

“Due to privacy concerns with the data, we cannot publish the data itself. However, a Jupyter notebook is provided to download the data from the sources. Source1 data was downloaded. An R Notebook is provided for the analysis of the fetched data. The full code is available at <https://github...>”

“Relevant data/software are not available due to licensing restrictions; However, they are described in the referenced papers.”

“Original data cannot be made available due to ethical restrictions, but we have provided synthetic data/an excerpt with the same characteristics for the review process at <http://...>”

e.g., data and code are not relevant

“This paper does not contain directly associated data or software.”

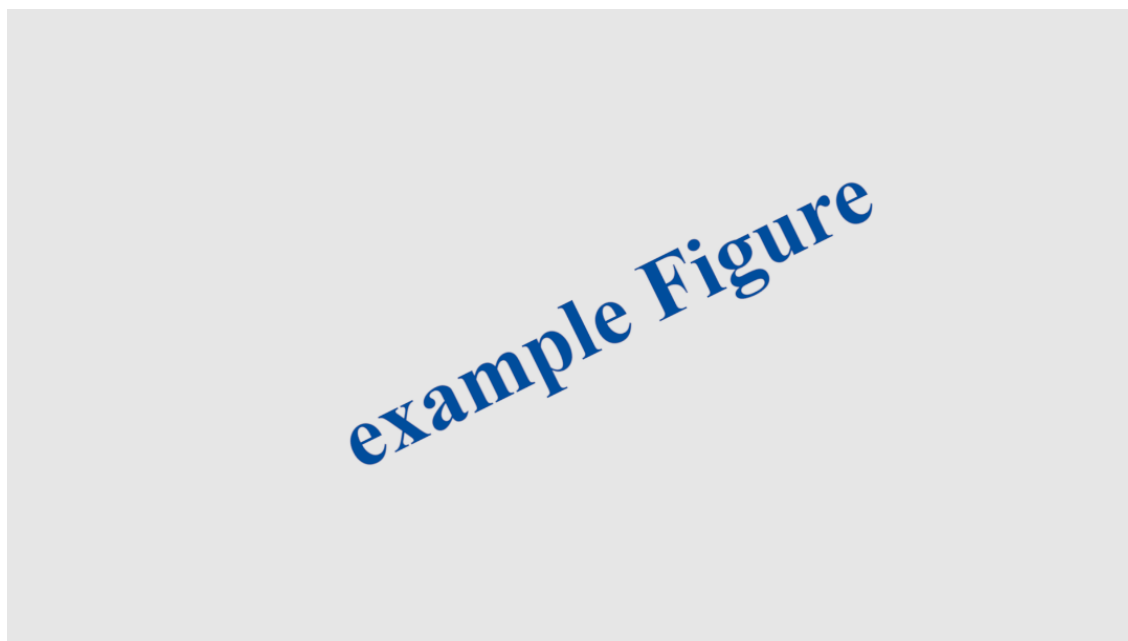


Figure 1. An example figure spanning over both columns.

3.1 Page Layout and Margins

The page layout is A4 in size, in portrait format. Single pages in landscape format are not allowed.

2.3 Acknowledgments, Appendix and other Sections

A series of sections can be included to complement the scientific part of the work:

- Acknowledgements: mentions of people involved in the preparation of the contribution and mentions of funding sources;
- Author contribution: an indication of the contributions of individual authors; authors should use [CRediT](https://credit.niso.org/) (Contributor Roles Taxonomy <https://credit.niso.org/>), document random/alphabetical order, or co-first authorship.
- Appendix: Supplemental material can be provided in an appendix at the very end of the paper (after references).

3 Layout and Formatting

This template implements the formatting guidelines for the AGILE: GIScience series; the following sections summarize these.

Page margins are given in Table 1.

Table 1. Page margin settings.

Setting	A4 size paper	
	mm	inches
Front page: Top	50	2
Top	25	1
Bottom	25	1
Left and right	20	0.8
Column width	82	3.2
Column spacing	6	0.25

3.2 Header and Footer

The contribution shall not include any entries in header and footer. Page numbers, the AGILE logo, peer review statement, license information (CC BY 4.0 License), citation information, and document object identifier (DOI) will be included in the header and footer by the publisher.

3.3 Font types

The font types are limited to the following all based on Times New Roman. Please use the predefined styles of this document.

- MS Title: 17 pt, bold, colour AGILE blue (rgb(0, 77, 156));

- Authors: 12 pt. To be used for authors and the indication of the corresponding author in brackets
- Affiliation: 10 pt. to be used for Email addresses of authors and their affiliations;
- Abstract: 10 pt; space before 0 pt; line spacing 1.15;
- Heading 1: 16 pt, bold;
- Heading 2: 12 pt, bold;
- Heading 3: 12 pt.;
- Normal: 10 pt, line spacing 1.15;
- Caption: 9 pt, bold.

3.4 Section Break and Double Column Layout

The title section including title, authors, email addresses (in the format Affiliation followed by a line break) and affiliations ends with two empty lines in the format of Affiliation. In the second empty line, a continuous section break has to be inserted and the following section is formatted with a two column layout.

3.5 Footnotes

Footnotes shall be avoided to the degree possible. In case footnotes are necessary, they shall be numbered and placed at the bottom of the page.

3.6 Figures and Tables

Figures and tables can be placed in a single column, or span over both columns if required. The figure caption names the number of the figure as indicated in the example. Reference to figures in text shall use abbreviations like Fig. 1,2, where a non-breaking space is added before the number. The caption of the figure is shown by Figure 1.

Figures and tables spanning over both columns should be placed at the top of the same or following page of the reference in the text (see example: Fig. 1).

Larger figures, e.g., full page graphics, should be added in the appendix.



Figure 2. This is the logo of AGILE – the Association of Geographic Information Laboratories in Europe.

Tables shall be referenced in the text with Tab. 1. where a non-breaking space is added before the number; the caption of the table spells out Table 1.

3.7 Equations

Equations should be prepared with the Microsoft Word equation editor or LibreOffice Math. They are numbered sequentially and referenced in the text with Eq. (1). The numbers of the equations shall be next to the equation to the very right in parentheses.

$$Y = \frac{\Delta M_0}{\Delta[\text{isoprene}]} \quad (1)$$

3.8 References

References in the text are using the author date format as in the following example (AuthorA and AuthorB, 2019). In case of more than two authors, the list of authors is abbreviated (AuthorC et al., 2020; AuthorF et al., 2019). Use a non-breaking space in “et al.”.

The section providing the references is indicated with the term references as heading 1, without numbering. The references are sorted alphabetically on first author surnames. The information provided covers author names, title of the publication, publication outlet, volume and issue, page numbers, DOI and year.

The references section on the website of Copernicus Publishers for manuscript preparation provides detailed examples for referencing various types of publications. In addition, download links for Endnote, Bibtex and CSL (for Mendeley, Zotero etc.) style files: https://publications.copernicus.org/for_authors/manuscript_preparation.html.

3.9 About the declaration of generative AI in writing

Generative AI and AI-assisted technologies should only be used in the writing process to improve the readability and language of the manuscript.

The technology must be applied with human oversight and control and authors should carefully review and edit the result. They are ultimately responsible and accountable for the contents of the work.

Authors must not list or cite AI and AI-assisted technologies as an author or co-author on the manuscript since authorship implies responsibilities and tasks that can only be attributed to and performed by humans.

The use of generative AI and AI-assisted technologies in scientific writing must be declared by adding a statement at the end of the manuscript when the paper is first submitted. The statement will appear in the published work and should be placed in a new section before the references list.

Declaration of Generative AI in writing

The author[s] declare[s] that [I/they] have [not] used Generative AI tools in the preparation of this manuscript. Specifically, the AI tools were utilized for [describe the specific purpose, e.g., "language editing, improving grammar, and sentence structure,"] but not for generating scientific content, research data, or substantive conclusions. All intellectual and creative work, including the analysis and interpretation of data, is original and has been conducted by the author[s] without AI assistance.

Acknowledgements.

Any acknowledgments may be placed just before the references. Please omit for double-blind review.

References

- Association of Geographic Information Laboratories in Europe: AGILE - Past Conferences & Proceedings, available at: <https://agile-online.org/index.php/conference>, last access: 14 January 2021, 2021.
- AuthorA, F. and AuthorB, S.: Dummy article, International Journal of GIScience, 12, 135–147, <https://doi.org/10.1234/56789>, 2019.
- AuthorC, O., AuthorD, T., and AuthorE, F.: Another dummy article, Transactions in GIS, 35, 13–28, <https://doi.org/10.2345/67890>, 2020.
- AuthorE, X.: The title of the work, Ph.D. thesis, Paris Lodron University Salzburg PLUS, Salzburg, Austria, 2020.
- AuthorF, E., AuthorG, H., AuthorH, A., and AuthorI, A.: Contribution title, Proceedings of the International Cartographic Association, 2, 6, <https://doi.org/10.5194/ica-proc-2-#-2019>, 2019.
- AuthorF, E., AuthorG, H., AuthorH, A., and AuthorI, A.: Contribution title, in: 3rd BIM/GIS Integration Workshop and 15th 3D GeoInfo Conference 2020, edited by Wong, K., Ellul, C., Morley, J., Home, R., and Kalantari, M., vol. VI-4/W1-2020 of ISPRS Annals of the Photogrammetry, Remote Sensing and Spatial Information Sciences, pp. 119–128, <https://doi.org/10.5194/isprs-annals-VI-4-W1-2020-#-2020>, 2020.